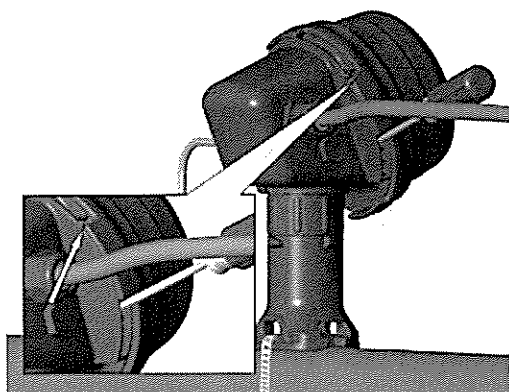
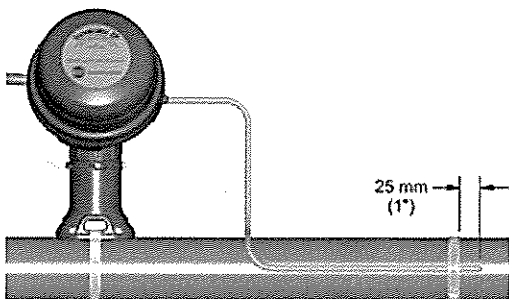


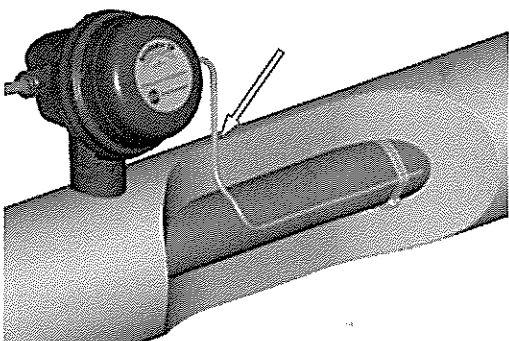
- 13.** Use screwdriver to ratchet on junction box lid. Lid will rotate 30 degrees.



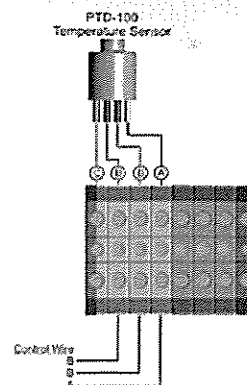
- 14.** Lid latch mechanism fully engaged. To remove lid, repeat steps 12 and 13 but in the opposite direction.



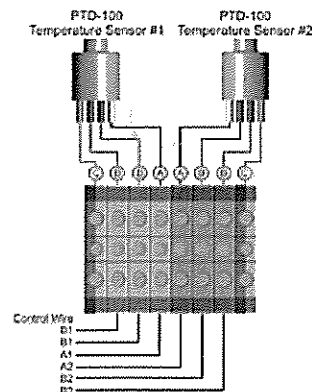
- 15.** Fix temperature sensor to pipe using pipe band.



- 16.** Seal temperature sensor penetration through insulation cladding.



- A1.** Control Wire Connection (1 Sensor)
A = White, B = Red, C = Green / Yellow



- A2.** Control Wire Connection (2 Sensors)
A = White, B = Red, C = Green / Yellow



In order to avoid EMI issues with a temperature controller, the shield of the control wire shall be connected to the instrumentation earth only. Do not connect the control wire shield in the junction box.